

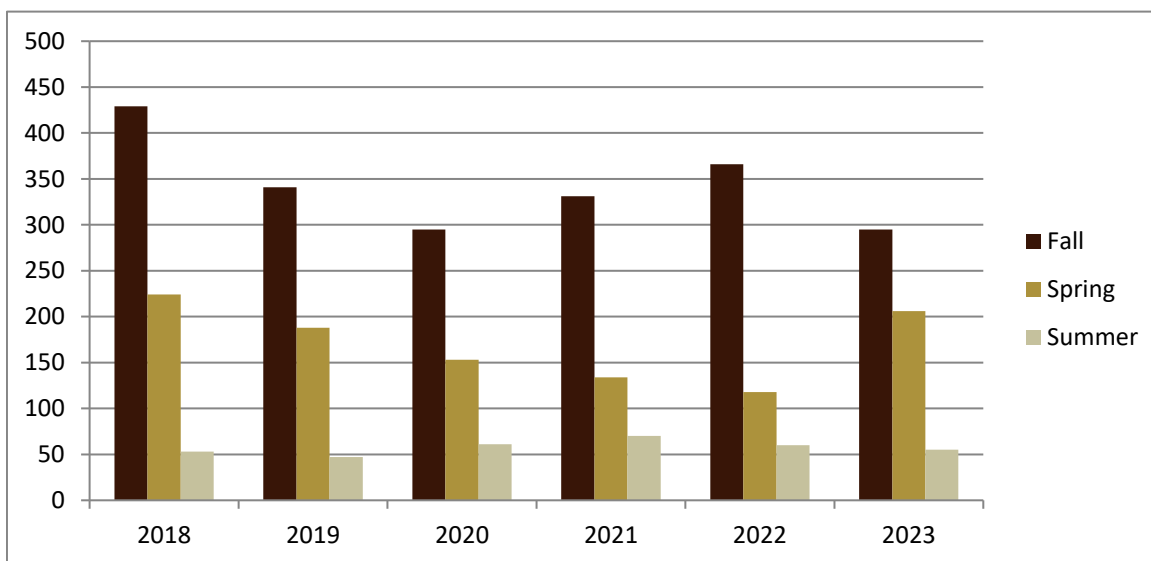
SMSU Chemistry Program

Course Data

Academic Years 2018 to 2023



Enrolled by Term						
	2018	2019	2020	2021	2022	2023
Fall	429	341	295	331	366	295
Spring	224	188	153	134	118	206
Summer	53	47	61	70	60	55
Grand Total	706	576	509	535	544	556



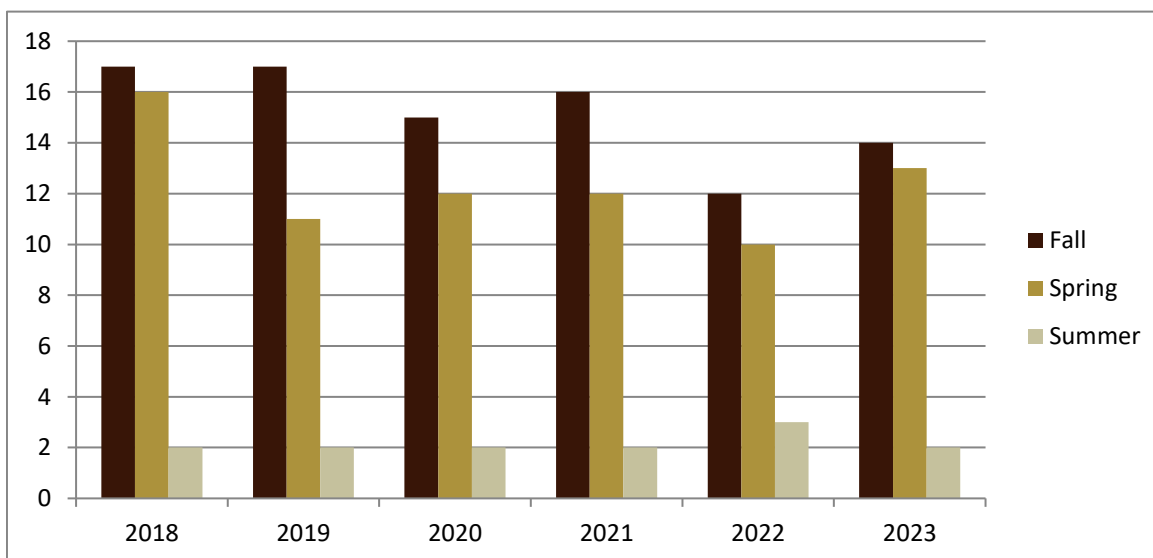
SMSU Chemistry Program

Course Data

Academic Years 2018 to 2023



Courses by Term						
	2018	2019	2020	2021	2022	2023
Fall	17	17	15	16	12	14
Spring	16	11	12	12	10	13
Summer	2	2	2	2	3	2
Grand Total	35	30	29	30	25	29



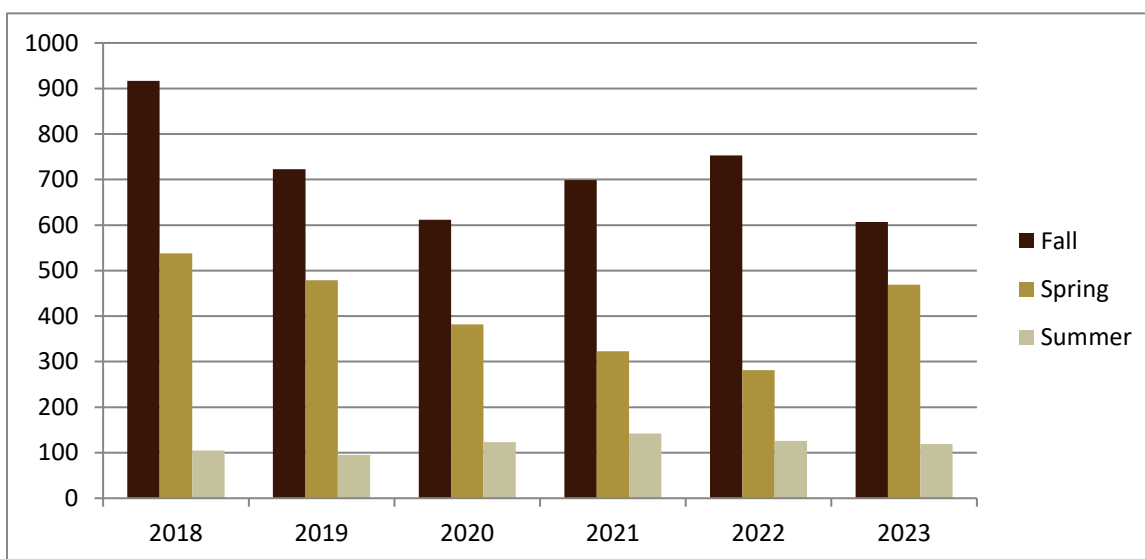
SMSU Chemistry Program

Course Data

Academic Years 2018 to 2023



Credit Hours by Term						
	2018	2019	2020	2021	2022	2023
Fall	917	723	612	699	753	607
Spring	538	479	382	323	281	469
Summer	105	95	123	142	126	119
Grand Total	1,560	1,297	1,117	1,164	1,160	1,195



SMSU Chemistry Program

Course Data

Academic Years 2018 to 2023



Credit Hours by Level						
	2018	2019	2020	2021	2022	2023
1-Lower 1	642	494	462	533	547	667
2-Lower 2	599	547	421	417	474	452
3-Upper 3	319	256	216	214	133	76
4-Upper 4			18			
Grand Total	1,560	1,297	1,117	1,164	1,154	1,195

